

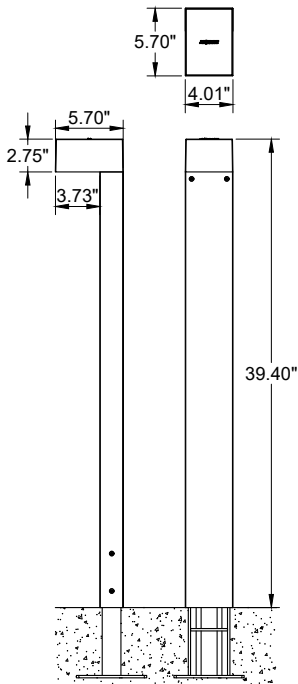
# INSTALLATION AND SERVICE MANUAL

For Installation of Prague 1 Bollard.

Model. UPR-10002-US05-TS1\_US2308032 and UPR-10002-US06-TS1\_US2308032

## PRODUCT DRAWING (DIMENSIONS)

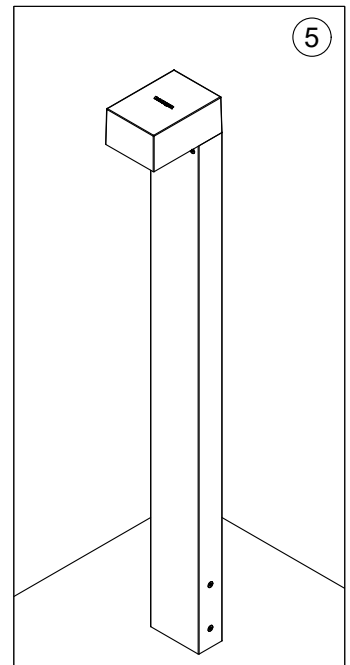
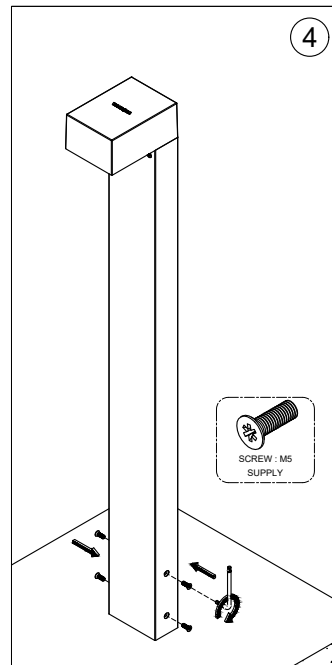
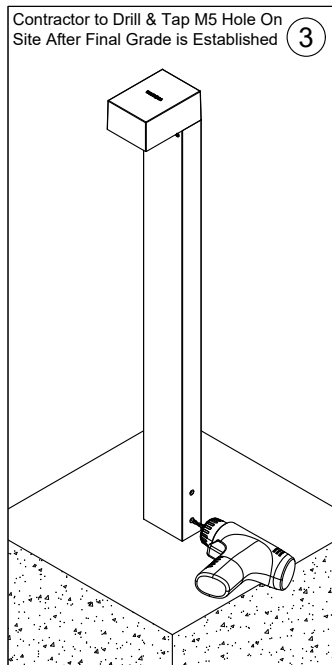
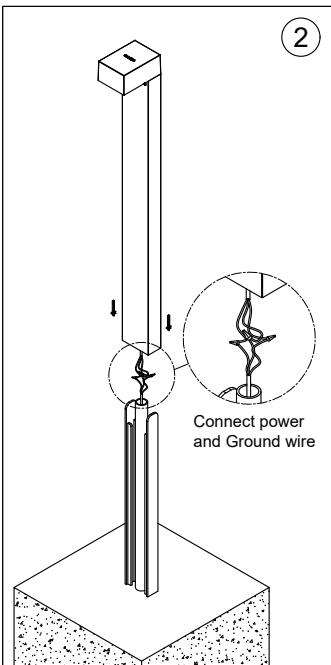
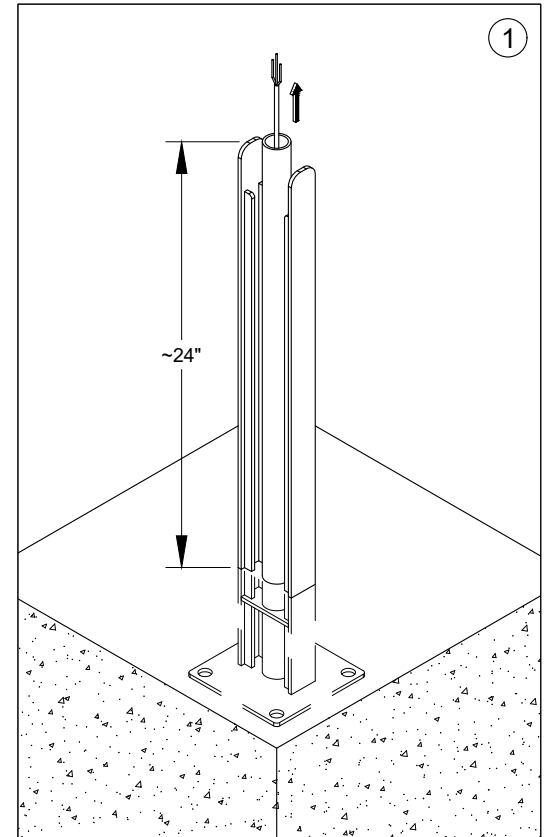
## SUITABLE FOR WET LOCATIONS



UPRA-10002-US05-TS1\_US2308032

UPRA-10002-US06-TS1\_US2308032

MOUNTING DETAIL



### Notice to installer :

- 1.WIRING INSTRUCTIONS** Warning : RISK OF FIRE AND ELECTRICAL SHOCK. : FIXTURE MUST BE INSTALLED BY A QUALIFIED ELECTRICIAN ONLY>FIXTURE IS INTENDED FOR INSTALLATION IN ACCORDANCE WITH THE NATIONAL ELECTRICAL CODE, LOCAL AND FEDERAL CODE SPECIFICATIONS. DISCONNECT POWER BEFORE SERVICING.
- 2.This fixture has a VOLTAGE SPECIFIC BALLAST,**Check that the supply voltage is the same as the installed ballast voltage.

**Ligman Lighting USA**

7144 NE Progress Court, Hillsboro  
Oregon, 97124, USA  
Tel : 503 645 0500 | Fax : 503 645 8100